

Mole XL

STD-000603-0045

Configured Product

Light Source

SL98

Light Source Size

6mm LES

CCT

3000K

Beam

Medium 27.3°

Finish

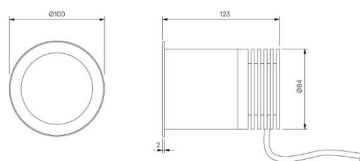
Anodised Clear

Mounting Method

First Fix Installation Sleeve (Specified Separately)

Secondary Lensing Accessories

With accessories





Exterior in-ground recessed fixed uplighter, for enhancing architectural details, gardens and pathways.

Product Description

The Mole XL is a high output IP66 rated fixed exterior up light, designed to highlight textures, add depth to trees, sculptures, facades and other outdoor features. Perfect for both commercial and residential applications, ideal for bringing landscapes to life after dark.

Key Features

- Sustainable construction: made from recycled aluminium with a long-lasting anodised finish. Specialist finishes available on request. Includes toughened glass lens.
- Interchangeable optics to allow Very Narrow to Extra Wide Flood with the addition of secondary lenses to create elliptical beam options.
- Advanced dimming options: DALI, 0-10V, and Wireless dimming, down to 0.1%.
- High-performance lighting: up to 98 CRI LEDs.
- First fix Installation sleeve available (separately) for mounting.



Compliance



Technical

Supply	Remote constant current LED driver required	
Light source	6mm LES COB	9mm LES COB
Initial output	<p>SL90 8W 32Vf at 250mA</p> <p>2700K · 1087lm · 136lm/W 3000K · 1133lm · 141lm/W 3500K · 1144lm · 143lm/W 4000K · 1175lm · 147lm/W</p> <p>SL98 8.6W 34.4Vf at 250mA</p> <p>2700K · 863lm · 100lm/W 3000K · 923lm · 107lm/W 3500K · 923lm · 107lm/W 4000K · 974lm · 113lm/W</p>	<p>SL90 10W 33.4Vf at 300mA</p> <p>2700K · 1579lm · 158lm/W 3000K · 1654lm · 165lm/W 3500K · 1672lm · 157lm/W 4000K · 1663lm · 166lm/W</p> <p>SL98 10.6W 30.4Vf at 350mA</p> <p>2700K · 1205lm · 113lm/W 3000K · 1288lm · 121lm/W 3500K · 1313lm · 124lm/W 4000K · 1352lm · 127lm/W</p>
Light distribution	<p>Very Narrow 7.3° Narrow 9.7° Narrow 2 11.5° Medium 27.3° Flood 38.3° Wide Flood 56° Extra Wide Flood 86.6°</p>	<p>Very Narrow 11.2° Narrow 14.6° Narrow 2 15.3° Medium 25.9° Flood 36.7° Wide Flood 55° Extra Wide Flood 85.2°</p>

Lumen maintenance	L90 B0 in excess of 94,000 hours
Colour consistency	2 SDCM
IP rating	IP66
IK rating	IK10
Weight	1kg

Service Commitment

