

ZTA.70.Mains Track

STD-000584-0139

Configured Product

Light Source

SL98

Light Source Size

9mm LES

CCT

3000K

Beam

Narrow 2 15.1°

Finish

RAL 9010 Pure White

Track adaptor colour

White

Dimming

DALI

Attachments

TBC

Secondary Lensing Accessories

With accessories



Modular high-performance, mains track-mounted spotlight system, for interior architectural applications such as Museums, Galleries, Retail and Workplace environments.


Engineered for exceptional durability, maintainability, re-manufacturability, and recyclability, this spotlight sets a new standard for sustainable design.

Product Description

ZTA.70.Mains Track is constructed from extruded and precision-machined recycled aluminium, the spotlight features an anodised and powder-coated finish for enhanced durability and aesthetics. Compatible with 3-circuit adapters for 120-277V Stucchi, Eutrac, Global Pulse, and other track systems, this spotlight includes integral dimming control gear. The spotlight can accommodate up to two lens accessories and multiple attachments, making it highly customisable for various lighting needs.

Key Features

- Sustainable construction: made from recycled aluminium with a long-lasting anodised and powder-coated finish. Specialist finishes available on request.
- Versatile adjustment: 363° pan rotation and 130° tilt with a lockable spot.
- Broad compatibility: 3-circuit adapter supports multiple track systems (Stucchi, Eutrac, Global Pulse).
- Advanced dimming options: on-board, DALI, 0-10V, and Wireless dimming, down to 0.1%.
- High-performance lighting: Up to 98 CRI LEDs with interchangeable optical systems.
- Customisable accessories: can house up to two lens accessories and various attachments.
- Ceiling mounting only: designed exclusively for ceiling installations.



[Environment](#)

[Downloads](#)

[Technical](#)

[Photometry](#)

[Accessories](#)

Compliance



Environmental

TM65.2

CIBSE's TM65.2 provides a calculation methodology to assess the embodied carbon in lighting products.

ZTA.70 MAINS TRACK

TM66

CIBSE's TM66 includes a calculator called the Circular Economy Assessment Method (CEAM). An independent metric assessing a luminaire's Circular Economy credentials in terms of product design, materials, manufacturing and ecosystem.

ZTA.70 MAINS TRACK - 2.7

LCA and EPD

A report containing Life Cycle Assessment results, including environmental impacts across the full life cycle of the product. Impacts cover a wide range of effects on the environment, in addition to carbon emissions.

Please contact the Specifier Support team should your project have a requirement for additional environmental reporting. For more information, please [click here](#).

Technical

Supply	230V/240V via 3 circuit track		
Light source	6mm LES COB	9mm LES COB	14mm LES COB
Initial output	SL90 8W 32Vf at 250mA 2700K · 1087lm · 136lm/W	SL90 11.8W 33.8Vf at 350mA 2700K · 1822lm · 154lm/W	SL90 20.9W 34.8Vf at 600mA

3000K · 1133lm · 141lm/W
 3500K · 1144lm · 143lm/W
 4000K · 1175lm · 147lm/W

SL98 8.6W 34.4Vf at
 250mA

2700K · 863lm · 100lm/W
 3000K · 923lm · 107lm/W
 3500K · 923lm · 107lm/W
 4000K · 974lm · 113lm/W

3000K · 1908lm · 161lm/W
 3500K · 1929lm · 163lm/W
 4000K · 1919lm · 162lm/W

SL98 10.6W 30.4Vf at
 350mA

2700K · 1205lm · 113lm/W
 3000K · 1288lm · 121lm/W
 3500K · 1313lm · 124lm/W
 4000K · 1352lm · 127lm/W

2700K · 3097lm · 148lm/W
 3000K · 3243lm · 155lm/W
 3500K · 3280lm · 157lm/W
 4000K · 3261lm · 156lm/W

SL98 23.5W 33.5Vf at
 700mA

2700K · 2669lm · 114lm/W
 3000K · 2852lm · 122lm/W
 3500K · 2909lm · 124lm/W
 4000K · 2973lm · 127lm/W

Light distribution

Very Narrow 7.3°
 Very Narrow 2 9.6°
 Narrow 11°
 Medium 26.7°
 Flood 36.8°
 Wide Flood 55.4°
 Extra Wide Flood 85.4°

Very Narrow 11.1°
 Narrow 14.4°
 Narrow 2 15.1°
 Medium 25.1°
 Flood 35.1°
 Wide Flood 54.1°
 Extra Wide Flood 82.9°

Narrow 16.9°
 Narrow 2 21.4°
 Medium 22°
 Medium 2 24.7°
 Flood 32.4°
 Wide Flood 51.6°
 Extra Wide Flood 79.6°

Lumen maintenance

L90 B0 in excess of 94,000 hours

Colour consistency

2 SDCM

IP rating

IP20

Weight

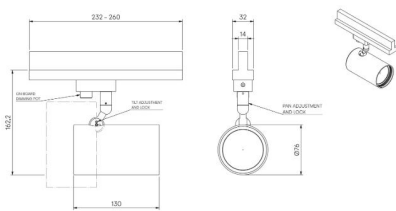
0.9kg

Photometry

These files represent the highest available initial output for each light source in 3000K. Lower outputs and other colour temperatures are available.

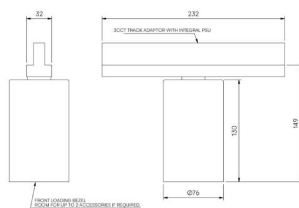
Derivatives

We can adapt our fittings to suit your specific needs, here are some examples of what we have done before.



On Board Dimming

Order no. On board dim

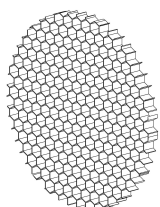


ZTA.70.Bay Mains Track

Order no. ZTA.70.Bay Mains Track

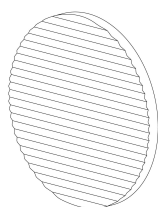
Accessories and Attachments

This product can accept up to 2 x lenses and louvres:



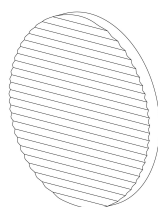
Honeycomb louvre for glare control

Order no. ITY-000392




Soft spread lens to product a soft elliptical beam

Order no. ITY-000430



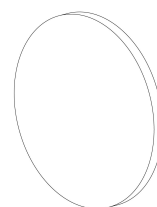
Sharp spread lens to produce a pronounced elliptical beam

Order no. ITY-000431




Diffuser lens used for softening and widening beams

Order no. ITY-000429



Clear lens can be used as protection from dirt/debris

Order no. ITY-000433



Stipple lens used for softening beams and removing lens artifacts

Order no. ITY-000434

This product can accept one of the following attachments:



Removable barn doors used to crop beams

Order no. STD-000302



Removable straight cut or slash cut snout.

Order no. STD-000612

Related Projects



Young V&A



V&A, Hintze Galleries







National Portrait Gallery

Service Commitment



Related Products



[Environmental](#)

[Technical](#)

[Photometry](#)

[Accessories](#)

[Back to Top](#)