

## ZTA.50.Surface

STD-000577-0341

### Configured Product

Light Source

SL90

Light Source Size

9mm LES

CCT

TBC

Beam

Narrow 17.4°

Supply

Constant Current

Finish

Matt Black

Dimming

Driver specific

Attachments

None

Cable route

Through Base

Cable Length

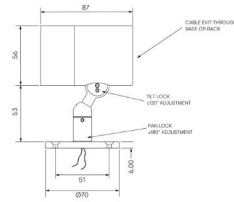
500mm

Secondary Lensing Accessories

# STOANE LIGHTING

EQUIPMENT DESIGN + MANUFACTURE

Without accessories





Modular high-performance, surface mounted spotlight system, for interior architectural applications such as Museums, Galleries, Retail and Workplace environments. Engineered for exceptional durability, maintainability, re-manufacturability, and recyclability, this spotlight sets a new standard for sustainable design.

## Product Description

ZTA.50.Surface is constructed from extruded and precision-machined recycled aluminium, the spotlight features an anodised and powder-coated finish for enhanced durability and aesthetics. Easily interchangeable between fixed optic, Wall Wash, Zoom and Framing projector options.

## Key Features

- Sustainable construction: made from recycled aluminium with a long-lasting anodised and powder-coated finish. Specialist finishes available on request.
- Fixed optics can be easily swapped to Zoom, Wall Wash and additional framer attachments.
- Versatile adjustment: 363° pan rotation and 130° tilt with a lockable spot.
- High-performance lighting: up to 98 CRI LEDs with interchangeable optical systems.
- Customisable accessories: can house up to one lens accessory and various attachments.
- Advanced dimming options: DALI, 0-10V, DMX and Wireless dimming, down to 0.1%.



**STOANE LIGHTING**

EQUIPMENT DESIGN + MANUFACTURE

ZTA.50.Surface

STD-000577-0341

Compliance



# Technical

<b>Supply</b>	Remote constant current LED driver required		
<b>Light source</b>	4mm LES COB	6mm LES COB	9mm LES COB
<b>Initial output</b>	<p><b>SL90</b> 8.8W 35.1Vf at 250mA</p> <p>2700K · 972lm · 111lm/W            3000K · 1013lm · 115lm/W            3500K · 1023lm · 116lm/W            4000K · 1051lm · 120lm/W</p> <p><b>SL98</b> 4.3W 17.2Vf at 250mA</p> <p>2700K · 418lm · 97lm/W            3000K · 446lm · 104lm/W            3500K · 446lm · 104lm/W            4000K · 471lm · 110lm/W</p>	<p><b>SL90</b> 8W 32Vf at 250mA</p> <p>2700K · 1087lm · 136lm/W            3000K · 1133lm · 141lm/W            3500K · 1144lm · 143lm/W            4000K · 1175lm · 147lm/W</p> <p><b>SL98</b> 8.6W 34.4Vf at 250mA</p> <p>2700K · 863lm · 100lm/W            3000K · 923lm · 107lm/W            3500K · 923lm · 107lm/W            4000K · 974lm · 113lm/W</p>	<p><b>SL90</b> 11.8W 33.8Vf at 350mA</p> <p>2700K · 1822lm · 154lm/W            3000K · 1908lm · 161lm/W            3500K · 1929lm · 163lm/W            4000K · 1919lm · 162lm/W</p> <p><b>SL98</b> 10.6W 30.4Vf at 350mA</p> <p>2700K · 1205lm · 113lm/W            3000K · 1288lm · 121lm/W            3500K · 1313lm · 124lm/W            4000K · 1352lm · 127lm/W</p>
<b>Light distribution</b>	<p>Very Narrow 8.8°            Narrow 11°            Medium 24.2°            Flood 39.7°            Wide Flood 49.4°</p>	<p>Very Narrow 13.9°            Narrow 14.7°            Medium 24.1°            Flood 36.7°            Wide Flood 51.7°</p>	<p>Narrow 17.4°            Narrow 2 18.8°            Medium 25.3°            Flood 34.1°            Wide Flood 46.6°</p>
<b>Lumen maintenance</b>	L90 B0 in excess of 94,000 hours		
<b>Colour consistency</b>	2 SDCM		
<b>IP rating</b>	IP20		
<b>Weight</b>	0.39kg		

## Service Commitment

