

ZTA.50.Surface

STD-000577-0314

Configured Product

Light Source

SL98

Light Source Size

4mm LES

CCT

2700K

Beam

Medium 24.2

Supply

Constant Current

Finish

RAL 9010 Pure White

Dimming

Driver specific

Attachments

Barn Doors (specified separately)

Cable route

Flying Lead

Cable Length

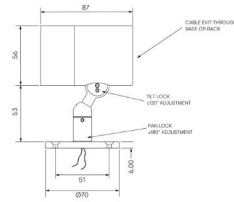
500mm

Secondary Lensing Accessories

STOANE LIGHTING

EQUIPMENT DESIGN + MANUFACTURE

With accessories





Modular high-performance, surface mounted spotlight system, for interior architectural applications such as Museums, Galleries, Retail and Workplace environments. Engineered for exceptional durability, maintainability, re-manufacturability, and recyclability, this spotlight sets a new standard for sustainable design.

Product Description

ZTA.50.Surface is constructed from extruded and precision-machined recycled aluminium, the spotlight features an anodised and powder-coated finish for enhanced durability and aesthetics. Easily interchangeable between fixed optic, Wall Wash, Zoom and Framing projector options.

Key Features

- Sustainable construction: made from recycled aluminium with a long-lasting anodised and powder-coated finish. Specialist finishes available on request.
- Fixed optics can be easily swapped to Zoom, Wall Wash and additional framer attachments.
- Versatile adjustment: 363° pan rotation and 130° tilt with a lockable spot.
- High-performance lighting: up to 98 CRI LEDs with interchangeable optical systems.
- Customisable accessories: can house up to one lens accessory and various attachments.
- Advanced dimming options: DALI, 0-10V, DMX and Wireless dimming, down to 0.1%.



STOANE LIGHTING

EQUIPMENT DESIGN + MANUFACTURE

ZTA.50.Surface

STD-000577-0314

Compliance



Technical

Supply	Remote constant current LED driver required		
Light source	4mm LES COB	6mm LES COB	9mm LES COB
Initial output	<p>SL90 8.8W 35.1Vf at 250mA</p> <p>2700K · 972lm · 111lm/W 3000K · 1013lm · 115lm/W 3500K · 1023lm · 116lm/W 4000K · 1051lm · 120lm/W</p> <p>SL98 4.3W 17.2Vf at 250mA</p> <p>2700K · 418lm · 97lm/W 3000K · 446lm · 104lm/W 3500K · 446lm · 104lm/W 4000K · 471lm · 110lm/W</p>	<p>SL90 8W 32Vf at 250mA</p> <p>2700K · 1087lm · 136lm/W 3000K · 1133lm · 141lm/W 3500K · 1144lm · 143lm/W 4000K · 1175lm · 147lm/W</p> <p>SL98 8.6W 34.4Vf at 250mA</p> <p>2700K · 863lm · 100lm/W 3000K · 923lm · 107lm/W 3500K · 923lm · 107lm/W 4000K · 974lm · 113lm/W</p>	<p>SL90 11.8W 33.8Vf at 350mA</p> <p>2700K · 1822lm · 154lm/W 3000K · 1908lm · 161lm/W 3500K · 1929lm · 163lm/W 4000K · 1919lm · 162lm/W</p> <p>SL98 10.6W 30.4Vf at 350mA</p> <p>2700K · 1205lm · 113lm/W 3000K · 1288lm · 121lm/W 3500K · 1313lm · 124lm/W 4000K · 1352lm · 127lm/W</p>
Light distribution	<p>Very Narrow 8.8° Narrow 11° Medium 24.2° Flood 39.7° Wide Flood 49.4°</p>	<p>Very Narrow 13.9° Narrow 14.7° Medium 24.1° Flood 36.7° Wide Flood 51.7°</p>	<p>Narrow 17.4° Narrow 2 18.8° Medium 25.3° Flood 34.1° Wide Flood 46.6°</p>
Lumen maintenance	L90 B0 in excess of 94,000 hours		
Colour consistency	2 SDCM		
IP rating	IP20		
Weight	0.39kg		

Service Commitment

