

ZTA.50.Surface

STD-000577-0244

Configured Product

Light Source

SL90

Light Source Size

9mm LES

CCT

2700K

Beam

Wide Flood 46.6°

Supply

Constant Current

Finish

Custom

Dimming

Driver specific

Attachments

None

Cable route

TBC

Cable Length

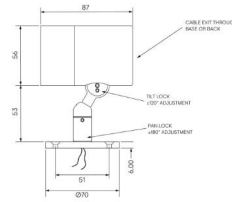
500mm

Secondary Lensing Accessories

STOANE LIGHTING

EQUIPMENT DESIGN + MANUFACTURE

Without accessories





Modular high-performance, surface mounted spotlight system, for interior architectural applications such as Museums, Galleries, Retail and Workplace environments. Engineered for exceptional durability, maintainability, re-manufacturability, and recyclability, this spotlight sets a new standard for sustainable design.

Product Description

ZTA.50.Surface is constructed from extruded and precision-machined recycled aluminium, the spotlight features an anodised and powder-coated finish for enhanced durability and aesthetics. Easily interchangeable between fixed optic, Wall Wash, Zoom and Framing projector options.

Key Features

- Sustainable construction: made from recycled aluminium with a long-lasting anodised and powder-coated finish. Specialist finishes available on request.
- Fixed optics can be easily swapped to Zoom, Wall Wash and additional framer attachments.
- Versatile adjustment: 363° pan rotation and 130° tilt with a lockable spot.
- High-performance lighting: up to 98 CRI LEDs with interchangeable optical systems.
- Customisable accessories: can house up to one lens accessory and various attachments.
- Advanced dimming options: DALI, 0-10V, DMX and Wireless dimming, down to 0.1%.



STOANE LIGHTING

EQUIPMENT DESIGN + MANUFACTURE

ZTA.50.Surface

STD-000577-0244

Compliance



Technical

Supply	Remote constant current LED driver required		
Light source	4mm LES COB	6mm LES COB	9mm LES COB
Initial output	<p>SL90 8.8W 35.1Vf at 250mA</p> <p>2700K · 972lm · 111lm/W 3000K · 1013lm · 115lm/W 3500K · 1023lm · 116lm/W 4000K · 1051lm · 120lm/W</p> <p>SL98 4.3W 17.2Vf at 250mA</p> <p>2700K · 418lm · 97lm/W 3000K · 446lm · 104lm/W 3500K · 446lm · 104lm/W 4000K · 471lm · 110lm/W</p>	<p>SL90 8W 32Vf at 250mA</p> <p>2700K · 1087lm · 136lm/W 3000K · 1133lm · 141lm/W 3500K · 1144lm · 143lm/W 4000K · 1175lm · 147lm/W</p> <p>SL98 8.6W 34.4Vf at 250mA</p> <p>2700K · 863lm · 100lm/W 3000K · 923lm · 107lm/W 3500K · 923lm · 107lm/W 4000K · 974lm · 113lm/W</p>	<p>SL90 11.8W 33.8Vf at 350mA</p> <p>2700K · 1822lm · 154lm/W 3000K · 1908lm · 161lm/W 3500K · 1929lm · 163lm/W 4000K · 1919lm · 162lm/W</p> <p>SL98 10.6W 30.4Vf at 350mA</p> <p>2700K · 1205lm · 113lm/W 3000K · 1288lm · 121lm/W 3500K · 1313lm · 124lm/W 4000K · 1352lm · 127lm/W</p>
Light distribution	<p>Very Narrow 8.8°</p> <p>Narrow 11°</p> <p>Medium 24.2°</p> <p>Flood 39.7°</p> <p>Wide Flood 49.4°</p>	<p>Very Narrow 13.9°</p> <p>Narrow 14.7°</p> <p>Medium 24.1°</p> <p>Flood 36.7°</p> <p>Wide Flood 51.7°</p>	<p>Narrow 17.4°</p> <p>Narrow 2 18.8°</p> <p>Medium 25.3°</p> <p>Flood 34.1°</p> <p>Wide Flood 46.6°</p>
Lumen maintenance	L90 B0 in excess of 94,000 hours		
Colour consistency	2 SDCM		
IP rating	IP20		
Weight	0.39kg		

Service Commitment

