

## Exterior Niche

STD-000344-0022

### Configured Product

CCT \_\_\_\_\_

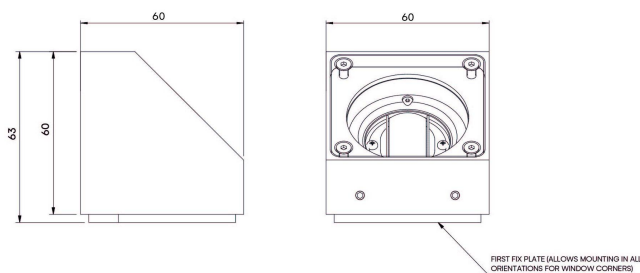
3000K

Finish \_\_\_\_\_

Anodised Clear

Cable Length \_\_\_\_\_

500mm





Exterior linear framing system, for exterior window reveals and architectural details.

## Product Description

The Exterior Niche is a small form factor IP66 exterior rated, adjustable and lockable linear framing light. Designed to produce a linear beam spread to illuminate window reveals and architectural details, the product is designed to be located in the corners of these details and is both adjustable and lockable with (removable) glare baffles.

## Key Features

- Sustainable construction: made from recycled aluminium with a weather resistant long-lasting anodised and powder-coated finish. Specialist finishes available on request.
- Small form factor with high efficiency beam distribution to frame large window or architectural details from the corner.
- Adjustable and lockable system with glare control and custom mounting options available on request.
- Advanced dimming options: DALI, 0-10V, DMX and Wireless dimming, down to 0.1%.
- High-performance lighting: up to 97 CRI LEDs with interchangeable optical systems.



## Compliance



## Technical

Supply Remote constant current LED driver required

Light source SL Star

Initial output 95CRI 2W 2.8Vf at 700mA

2700K · 179lm · 90lm/W

3000K · 192lm · 96lm/W

3500K · 204lm · 102lm/W

4000K · 219lm · 110lm/W

Light distribution Linear 14.7° x 102.6°

Lumen maintenance L70 B50 >66,000 hours

Colour consistency 2 SDCM

Colour maintenance  $\pm 0.007 \Delta u'v'$

IP rating IP66

Weight 0.4kg

Service Commitment

