

Exterior Niche

STD-000344-0009

Configured Product

CCT _____

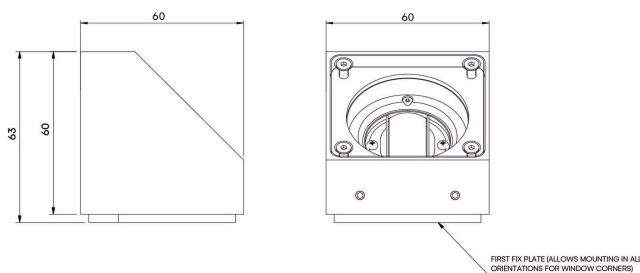
2700K

Finish _____

Anodised Clear

Cable Length _____

500mm






Exterior linear framing system, for exterior window reveals and architectural details.

Product Description

The Exterior Niche is a small form factor IP66 exterior rated, adjustable and lockable linear framing light. Designed to produce a linear beam spread to illuminate window reveals and architectural details, the product is designed to be located in the corners of these details and is both adjustable and lockable with (removable) glare baffles.

Key Features

- Sustainable construction: made from recycled aluminium with a weather resistant long-lasting anodised and powder-coated finish. Specialist finishes available on request.
- Small form factor with high efficiency beam distribution to frame large window or architectural details from the corner.
- Adjustable and lockable system with glare control and custom mounting options available on request.
- Advanced dimming options: DALI, 0-10V, DMX and Wireless dimming, down to 0.1%.
- High-performance lighting: up to 97 CRI LEDs with interchangeable optical systems.



Compliance



Technical

| | |
|--------------------|---|
| Supply | Remote constant current LED driver required |
| Light source | SL Star |
| Initial output | 95CRI 2W 2.8Vf at 700mA 2700K · 179lm · 90lm/W 3000K · 192lm · 96lm/W 3500K · 204lm · 102lm/W 4000K · 219lm · 110lm/W |
| Light distribution | Linear 14.7° x 102.6° |
| Lumen maintenance | L70 B50 >66,000 hours |
| Colour consistency | 2 SDCM |
| Colour maintenance | ± 0.007 Δu'v' |
| IP rating | IP66 |
| Weight | 0.4kg |

Service Commitment

