

Exterior Niche

STD-000344-0002

Configured Product

CCT _____

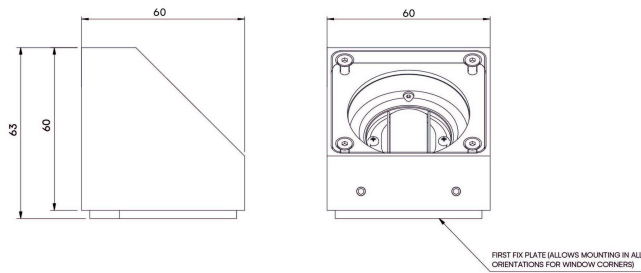
TBC

Finish _____

TBC

Cable Length _____

Custom





Exterior linear framing system, for exterior window reveals and architectural details.

Product Description

The Exterior Niche is a small form factor IP66 exterior rated, adjustable and lockable linear framing light. Designed to produce a linear beam spread to illuminate window reveals and architectural details, the product is designed to be located in the corners of these details and is both adjustable and lockable with (removable) glare baffles.

Key Features

- Sustainable construction: made from recycled aluminium with a weather resistant long-lasting anodised and powder-coated finish. Specialist finishes available on request.
- Small form factor with high efficiency beam distribution to frame large window or architectural details from the corner.
- Adjustable and lockable system with glare control and custom mounting options available on request.
- Advanced dimming options: DALI, 0-10V, DMX and Wireless dimming, down to 0.1%.
- High-performance lighting: up to 97 CRI LEDs with interchangeable optical systems.



Compliance



Technical

Supply	Remote constant current LED driver required
Light source	SL Star
Initial output	95CRI 2W 2.8Vf at 700mA 2700K · 179lm · 90lm/W 3000K · 192lm · 96lm/W 3500K · 204lm · 102lm/W 4000K · 219lm · 110lm/W
Light distribution	Linear 14.7° x 102.6°
Lumen maintenance	L70 B50 >66,000 hours
Colour consistency	2 SDCM
Colour maintenance	± 0.007 Δu'v'
IP rating	IP66
Weight	0.4kg

Service Commitment

