

## Plug-In Surf S Head

STD-000055-0014

### Configured Product

CCT \_\_\_\_\_

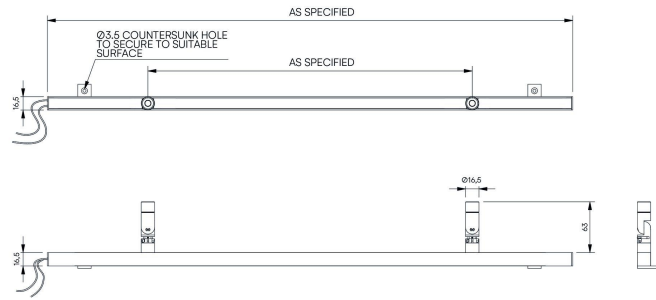
3500K

Beam \_\_\_\_\_

Medium 22.3°

Finish \_\_\_\_\_

Anodised Black



Miniature plug in lighting fixture for Museum, Gallery and Retail displays. For use with our Surf S Tree and Plug-in Surf S Channel systems.



Plug-in Surf S Channel is a linear extrusion measuring 16.5mm x 16.5mm and can be surface mounted or recessed into architectural details, or showcases, horizontally or vertically. Surf S Tree is typically surface mounted standing vertically within sealed showcases.

**Product Description**

The Plug-in Surf S Head is a compact adjustable and highly efficient miniature fixture designed to provide precise illumination for Museum, Gallery and Retail applications. Constructed from precision-machined recycled aluminium, the system features an anodised finish for enhanced durability and aesthetics.

**Key Features**

- Sustainable construction: made from recycled aluminium with a long-lasting anodised finish. Specialist finishes available on request.
- Fixed interchangeable optics available ranging from Very narrow to Wide Flood to elliptical beam options.
- Lockable Tilt and Pan mechanisms.
- Advanced dimming options: DALI, 0-10V, DMX and Wireless dimming, down to 0.1%.
- High-performance lighting: up to 97 CRI LEDs



## Compliance



## Technical

Supply	Remote constant current LED driver required
Light source	SL Type S
Initial output	95 CRI 1.4W 2.75Vf at 500mA  2700K · 139lm · 99lm/W 3000K · 148lm · 105lm/W 3500K · 158lm · 112lm/W 4000K · 169lm · 120lm/W
Light distribution	Very Narrow 12.5° Narrow 15.7° Medium 22.3° Flood 40° Wide Flood 54° Elliptical 19.8° x 33.9°
Lumen maintenance	L70 B50 >66,000 hours
Colour consistency	2 SDCM
Colour maintenance	± 0.007 Δu'v'
IP rating	IP20
Weight	0.034kg

Service Commitment

