

## Mini Module

STD-000037-0026

### Configured Product

CCT \_\_\_\_\_

2700K

Beam \_\_\_\_\_

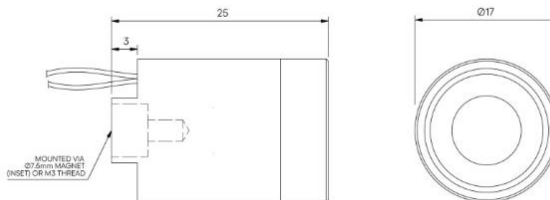
Wide Flood 50.7°

Finish \_\_\_\_\_

Anodised Clear

Mounting Method \_\_\_\_\_

Magnet





Miniature recessed fixed focus module, for enhancing both interior and exterior architectural details. Capable of recessing into walls, ceilings and furniture.

## Product Description

The Mini Module is a miniature IP65 rated fixed module, suitable for recessing into walls, ceiling or furniture, it can also be integrated into various architectural and lighting details via an M3 Stud or magnet.

## Key Features

- Sustainable Construction: Made from recycled aluminium with a long-lasting anodised finish. Specialist finishes available on request. Includes toughened glass lens.
- Interchangeable optics to allow Medium to Wide Flood to elliptical beam options.
- Advanced Dimming Options: DALI, 0-10V, and Wireless dimming, down to 0.1%.
- High-Performance Lighting: Up to 97 CRI LEDs.



## Compliance



## Technical

Supply	Remote constant current LED driver required
Light source	SL Type S
Initial output	95 CRI 1.4W 2.75Vf at 500mA  2700K · 139lm · 99lm/W 3000K · 148lm · 105lm/W 3500K · 158lm · 112lm/W 4000K · 169lm · 120lm/W
Light distribution	Medium 22.9° Flood 35.2° Wide Flood 50.7° Elliptical 21.7° x 33.3°
Lumen maintenance	L70 B50 >66,000 hours
Colour consistency	2 SDCM
Colour maintenance	± 0.007 Δu'v'
IP rating	IP65
Weight	0.02kg

## Service Commitment

