

Mini Module

STD-000037-0023

Configured Product

CCT _____

2700K

Beam _____

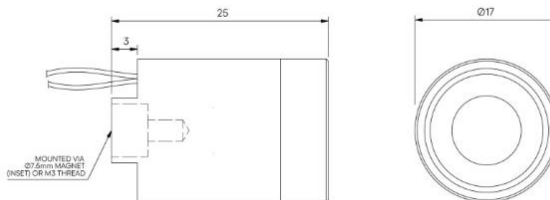
Wide Flood 50.7°

Finish _____

Custom Painted

Mounting Method _____

Stud Fixing





Miniature recessed fixed focus module, for enhancing both interior and exterior architectural details. Capable of recessing into walls, ceilings and furniture.

Product Description

The Mini Module is a miniature IP65 rated fixed module, suitable for recessing into walls, ceiling or furniture, it can also be integrated into various architectural and lighting details via an M3 Stud or magnet.

Key Features

- Sustainable Construction: Made from recycled aluminium with a long-lasting anodised finish. Specialist finishes available on request. Includes toughened glass lens.
- Interchangeable optics to allow Medium to Wide Flood to elliptical beam options.
- Advanced Dimming Options: DALI, 0-10V, and Wireless dimming, down to 0.1%.
- High-Performance Lighting: Up to 97 CRI LEDs.



Compliance



Technical

Supply	Remote constant current LED driver required
Light source	SL Type S
Initial output	95 CRI 1.4W 2.75Vf at 500mA 2700K · 139lm · 99lm/W 3000K · 148lm · 105lm/W 3500K · 158lm · 112lm/W 4000K · 169lm · 120lm/W
Light distribution	Medium 22.9° Flood 35.2° Wide Flood 50.7° Elliptical 21.7° x 33.3°
Lumen maintenance	L70 B50 >66,000 hours
Colour consistency	2 SDCM
Colour maintenance	± 0.007 Δu'v'
IP rating	IP65
Weight	0.02kg

Service Commitment

