

## Mole

STD-000031-0042

### Configured Product

CCT \_\_\_\_\_

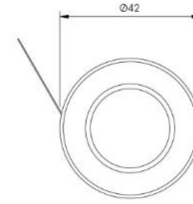
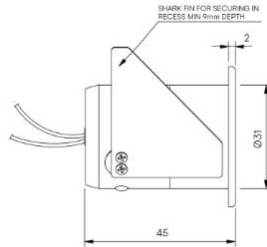

Custom

Beam \_\_\_\_\_

TBC

Finish \_\_\_\_\_

TBC



Miniature exterior in-ground recessed fixed uplighter, for enhancing architectural details, gardens and pathways.

## Product Description

The Mole is an IP66 rated fixed exterior up light, designed to highlight textures, add depth to trees, sculptures, facades and other outdoor features as well as for use indoors. Perfect for both commercial and residential applications, ideal for bringing spaces to life after dark.

Machined from recycled aluminium with an anodised finish for enhanced durability and a toughened glass lens.

## Key Features

- Sustainable construction: made from recycled aluminium with a long-lasting anodised finish. Specialist finishes available on request.
- Interchangeable optics to allow Very Narrow to Wide Flood with the addition of secondary lenses to create elliptical beam options.
- Advanced dimming options: DALI, 0-10V, and Wireless dimming, down to 0.1%.
- High-performance lighting: up to 97 CRI LEDs.
- First fix Installation sleeve available for mounting.



## Compliance



## Technical

Supply	Remote constant current LED driver required
Light source	SL Star
Initial output	95CRI 2W 2.8Vf at 700mA  2700K · 179lm · 90lm/W 3000K · 192lm · 96lm/W 3500K · 204lm · 102lm/W 4000K · 219lm · 110lm/W
Light distribution	Very Narrow 8.5° Narrow 12.4° Medium 21.3° Flood 41.3° Wide Flood 53.7° Elliptical 12.6° x 46.9°
Lumen maintenance	L70 B50 >66,000 hours
Colour consistency	2 SDCM
Colour maintenance	± 0.007 Δu'v'
IP rating	IP66
Weight	0.03kg

## Service Commitment

