

## Indehandrail Module

STD-000018-0042

### Configured Product

CCT \_\_\_\_\_

2700K

Finish \_\_\_\_\_

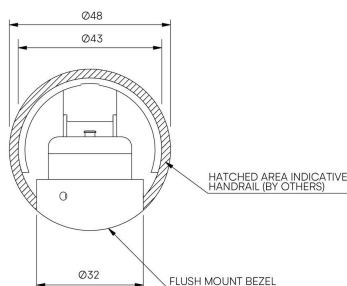

Brushed stainless steel

Secondary Lensing Accessories \_\_\_\_\_

Without mask

Lens \_\_\_\_\_

Diffused Glass




Compact LED module designed to be integrated into a handrail, providing safe and effective pathway illumination.

## Product Description

The Indehandrail Module is a low-profile, high-performance lighting component with customised glass optics to provide a soft beam of light. Also available with a mask accessory to avoid light spill onto walls or balustrades. Constructed from precision-machined recycled aluminium, the system features an anodised and powder-coated finish for enhanced durability and aesthetics.

## Key Features

- Sustainable construction: made from recycled aluminium with a weather resistant long-lasting anodised finish. Specialist finishes available on request.
- Stainless Steel, Brass and Bronze bezel options available on request.
- Specialist glass lenses for soft wide distribution and additional shield option to limit spill light.
- Advanced dimming options: DALI, 0-10V, DMX and Wireless dimming, down to 0.1%.
- High-performance lighting: up to 97 CRI LEDs



Compliance



## Technical

Supply Remote constant current LED driver required

Light source SL Star

Initial output 95 CRI 2W 2.8Vf at 700mA

2700K · 179lm · 90lm/W

3000K · 192lm · 96lm/W

3500K · 204lm · 102lm/W

4000K · 219lm · 110lm/W

Light distribution Clear glass, no mask 71.4° x 93.4°  
Clear glass, with mask 63.2° x 92.8°  
Diffused glass, no mask 74° x 85.4°  
Diffused glass, with mask 68.6° x 85.3°

Lumen maintenance L70 B50 >66,000 hours

Colour consistency 2 SDCM

Colour maintenance  $\pm 0.007 \Delta u'v'$

IP rating IP66

Weight 0.07kg

Cut out  $\varnothing 33\text{mm}$

---

## Service Commitment

