

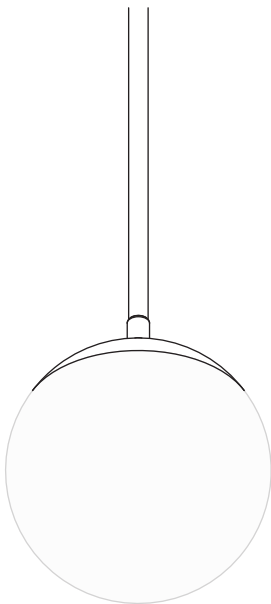


**STOANE LIGHTING**  
EQUIPMENT DESIGN + MANUFACTURE












# Orb

## Installation and Maintenance Instructions



These instructions are for reference only. For product-specific instructions, which may vary, please refer to the documentation supplied with your order.

**IMPORTANT: All wiring connections must be made before applying power.**

-  Refer to instructions/product supplied
-  Do not stare at the operating light source
-  This product should not be disposed of in your general waste
-  Please retain these instructions for future reference
-  Class III – Extra Low Voltage
-  **IP20** Indoor Use Only
-  **t<sub>a</sub> 35°C** Rated maximum ambient temperature
-  **CE** European Conformity
-  **UKCA** (UK Conformity Assessed)

Stoane Lighting  
20 Dryden Road Bilston Glen Ind Est.  
Loanhead Midlothian EH20 9LZ UK

T: +44 (0) 131 440 1313  
sales@mikestoanelighting.com

www.stoanelighting.com  
VAT No GB682885284  
Limited Company 188910

# STOANE LIGHTING

EQUIPMENT DESIGN + MANUFACTURE

## Electrical Supply

Installation must be carried out by a suitably qualified electrician following current building and wiring regulations of the region of installation. 230/240V AC 50/60Hz mains supply to a suitable SELV LED Driver.

Site conditions: LED equipment is more susceptible to static damage and over voltage than previous technology. Before handling or connecting to the mains supply ensure that all Stoane Lighting products are protected from static discharge and that the mains supply is to regulation. (230V +10 -6%)

Refer to the fitting label for the module version and total wattage.

Module information;  
For module information, including supply current/voltage please refer to the product label or the instructions supplied with your product.

The energy efficiency class of the LED is available in the instructions supplied with your fitting.

Mains cables must be double insulated, strain relieved and separated from E.L.V output cables.

**Observe polarity:**  
**Positive (+) is marked as RED.**  
**Incorrect supply or reverse polarity can cause irreparable damage.**

**All connections must be made before applying power.** If the supply is energised prior to making the connections to the fitting then the resulting surge will damage the LED.

Multiple LEDs should be wired in series, refer to driver instructions for minimum/maximum load.

The entire dimming control circuit source must be of SELV insulation class.

Stoane Lighting can provide assistance on dimming compatibility or control systems by request. For advice on specific dimming systems we recommend seeking assistance from the commissioning engineer or the control systems provider in the first instance.

Wherever strain relief or ingress protection is provided by a radial compressed polymer ring, it should be checked annually and tightened further in the event that the insulation layer or seal that it compresses against has become brittle or "crept" over time.

## Maintenance:

All lighting equipment is delicate and easily damaged through misuse or inappropriate installation (mechanical or electrical). Repairs and replacements may cause delays and will be chargeable. Contact Stoane Lighting for support if required.

All Stoane Lighting products are covered by a five year Warranty and a 25 year Duty of Care. Products are designed to be upgraded, adapted and refreshed using our comprehensive ReNew service. For more information on our ReNew service and for full Warranty terms and conditions visit [stoanelighting.com](http://stoanelighting.com) or contact us at the address shown.

When supplying digital equipment with the potential to be connected to networks, physically or wirelessly (i.e. Bluetooth, WiFi, DMX radio etc.), Stoane Lighting does not take responsibility for the digital security of the equipment or associated networks. It is the customer's responsibility to select a protocol suitably robust for their requirements and to ensure responsible utilisation of passwords.

The light source contained in this luminaire shall only be replaced by the manufacturer, their service agent, or a similar qualified person.

If the external flexible cable or cord of this luminaire is damaged, it shall be exclusively replaced by the manufacturer or his service agent or a similar qualified person in order to avoid a hazard.

Disassembly Information is available on the technical section of our website and is accessed by entering your product serial number. Serial numbers are typically located in an area that is not visible when the fitting is installed.

## Cleaning:

Fully isolate the fitting and allow to cool.

Clean the fitting with a slightly damp lint free cloth from a mild solution of soap and water. The fitting must be completely dry before reconnecting power.

Incompatible or abrasive chemicals can damage the fitting, contact Stoane Lighting for advice if required.

Warning: Acrylic is a fragile material, handle with care.

Never attempt to clean acrylic with anything other than a mild solution of soap or detergent and water.

Acrylic is susceptible to chemical attack, seriously compromising structural integrity if incompatible solutions are used.

# STOANE LIGHTING

EQUIPMENT DESIGN + MANUFACTURE

## Installation

Check that the mounting surface is suitable for the installation of this fitting. **Fitting Weight : 0.2-0.7kg.** This fitting should be mounted out of arms reach to prevent unauthorized adjustment/accidental contact with hot surfaces. Max static load 5kN.

Installation must be performed by a qualified person.

A 40mm diameter hole is required for mounting.

**Step 1** Make mains connections to SELV LED driver and extra low voltage connections to the fitting.

**Step 2** Mount fitting using suitable mounting method.

**Method 1** Mounted with 2 x suitable fixings. 51mm pitch, suitable for junction box or similar.

**Method 2** Mounted with a baybar (if supplied).

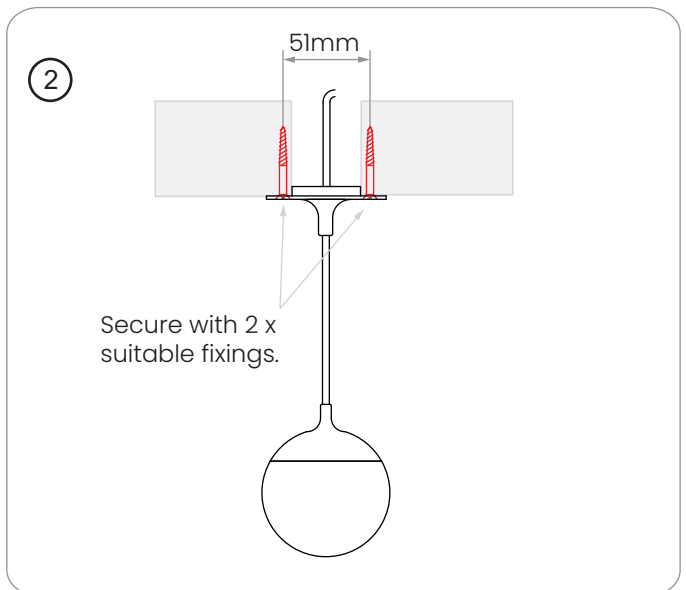
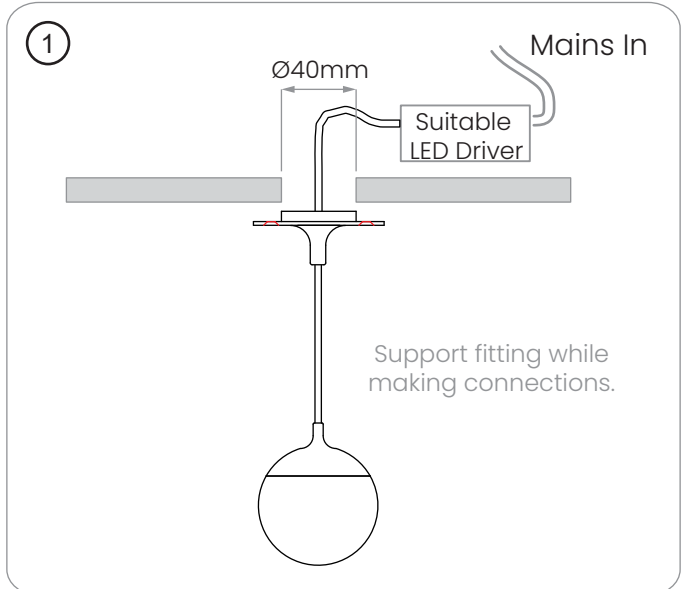
Flexible wiring connected to this luminaire shall be effectively routed or secured to avoid a hazard.

This product is for industrial/professional use only and not intended for use by consumers.

All suspended installations should be inspected by a competent person at least once a year

**WARNING: Do not look at exposed LED lamps in operation. Eye injury can result.**

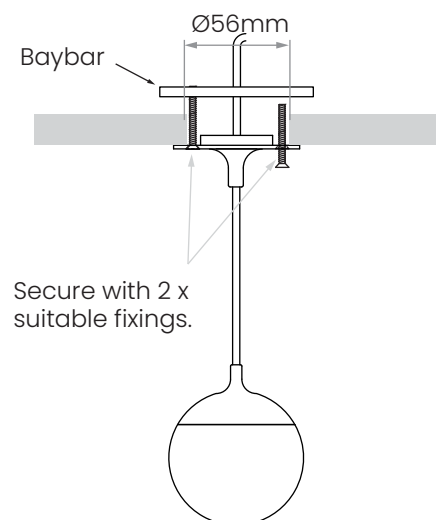
Additional items should not be hung or suspended from this fitting. Stoane Lighting takes no responsibility for additional items added by others or the consequences of those items.



2

This fitting can also be mounted with a baybar (if supplied). A Ø56mm cut out is required.

1. Attach first fixing into bay bar
2. Insert bay bar into cutout
3. Tighten both fixings into the bay bar to clamp against surface.



# Series Wiring

**SUPPLY**

Installation must be carried out by a suitably qualified electrician following current building and wiring regulations of the region of installation. 230/240V AC 50/60Hz mains supply to a suitable SELV LED Driver.

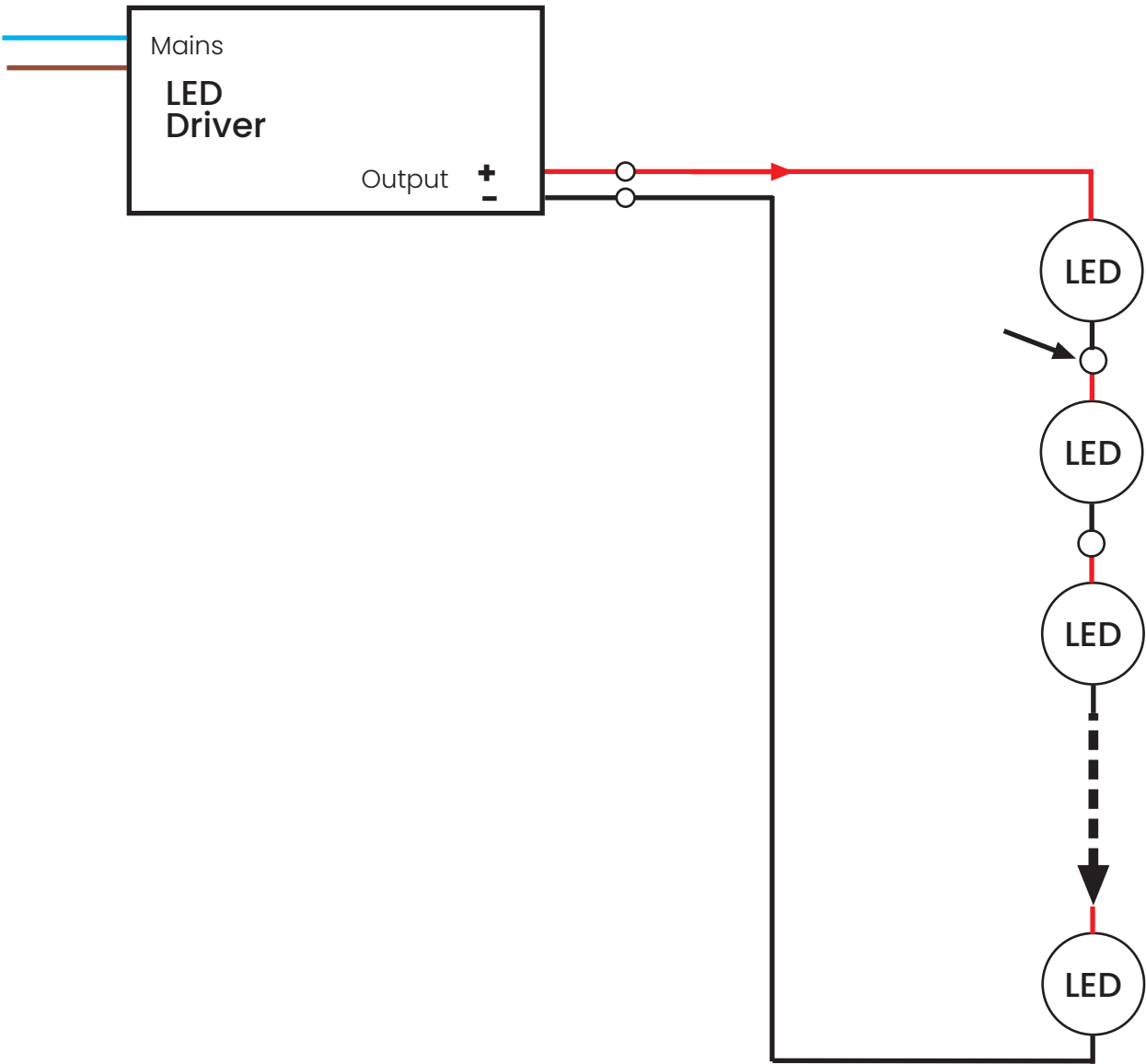
Mains cables must be double insulated and strain relieved.

Observe polarity:  
Positive (+) is marked as RED.  
Incorrect supply or reverse polarity can cause irreparable damage.

All connections must be made before switching on mains.

Ensure supply driver and connectors are housed indoors OR in a suitable IP rated enclosure.

Ensure LEDs are connected in 'series' as shown below to the LED drivers.



# Annual Suspension Check

## Suspension Check

An inspection of the luminaire as well as its mounting and suspension system should take place annually. This is to ensure that the installation is safe and that there is no deterioration to the support method of the fitting or associated components over time.

This inspection should be carried out by an appropriately qualified person with suitable access.

The inspection should include an assessment of all critical path components and should include checks on the following;

- Security and tightness of Fixings
- Creeping of components.
- Fraying of cables.
- Surfaces and components for signs of surface damage, corrosion or contamination.
- Any safety tethers should be inspected to ensure they are functioning as expected.

Use the table on the following page to list inspection dates and to note any comments resulting from inspections.

Any queries, concerns or reportable observations should be forwarded to SL on 0131 440 1313 or [sales@mikestoanelighting.com](mailto:sales@mikestoanelighting.com).



**STOANE LIGHTING**

EQUIPMENT DESIGN + MANUFACTURE

**Certified**

Stoane Lighting firmly believe that we have a responsibility as environmental custodians, we believe that lighting equipment should be built to last, to be repaired and to be reused. As a BCorp we have pledged to operate a business not aiming to just be best in the world but a business best for the world. Stoane Lighting believe that the circular economy is a fundamental aspect of how we approach the challenges we face. If you read this at the end of the product life we encourage you to consider how you can ensure this product sees an extended life. If removal is unavoidable, please see the disassembly note below.

All Stoane Lighting products are supplied with a 5 year warranty and a 25 year duty of care.



Stoane Lighting operate a ReNew division, which can take your existing fittings and refurbish or upgrade without the need for replacing what you already have.



Through the ReNew service, Stoane Lighting provides general repair, deep cleans and electrical safety checks on luminaires, as well as possible repainting if needed. We will replace components that are nearing end of life, such as drivers, LEDs, and optics. If the fittings are to be used in a new area, or the existing space is undergoing a change in use, ReNew can offer a different mounting method or light technical performance (such as colour tuning), if needed, alongside the addition of on-board wireless control. ReNew as a service, depending on location, can be done on site or by returning equipment to Stoane Lighting.

Once fittings have been repaired or upgraded through ReNew, they will start a new five-year warranty period, and any unwanted parts will be recycled.



*Product Disassembly and Component Recycling - While every effort has been made to ensure that our products are built to last and are ReNewable, there may come a point when, as a very last resort, the fittings need to be recycled. The Stoane Lighting website will provide information on how the fitting can easily be disassembled into its component parts for more effective recycling. Information on recycling services in your local region can also be supplied on request.*

For more information on the above please visit [stoanelighting.com](https://stoanelighting.com) or contact us at the address shown.